

## 2022 Key Findings Employer Satisfaction Survey

The ESS measures how well graduates from Australian higher education institutions meet employer needs, by asking supervisors to provide feedback on the work readiness of graduates.

**102**

higher education  
institutions, had  
supervisor responses

**3,452**

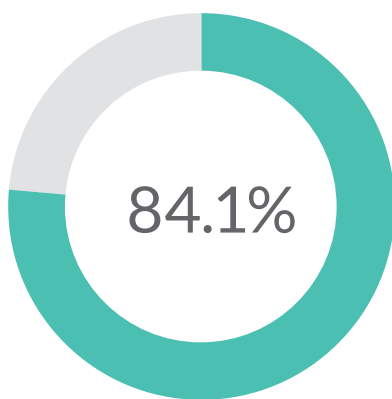
valid online survey  
responses

**41.9%**

supervisor  
response rate  
achieved

### Employer satisfaction

Overall satisfaction reports the proportion of supervisors giving responses 'Very likely to consider' or 'Likely to consider' to the item, 'Based on your experience with this graduate, how likely are you to consider hiring another graduate from the same course and institution, if you had a relevant vacancy?' Results suggest employers continue to be highly satisfied with the overall quality and skills of graduates from Australia's higher education system.




Overall employer satisfaction with  
graduates

#### Employer satisfaction with graduates across the five graduate attribute domains

**93.0%**

Foundation  
skills



**90.1%**

Adaptive  
skills



**86.8%**

Employability  
skills



**92.7%**

Technical  
skills

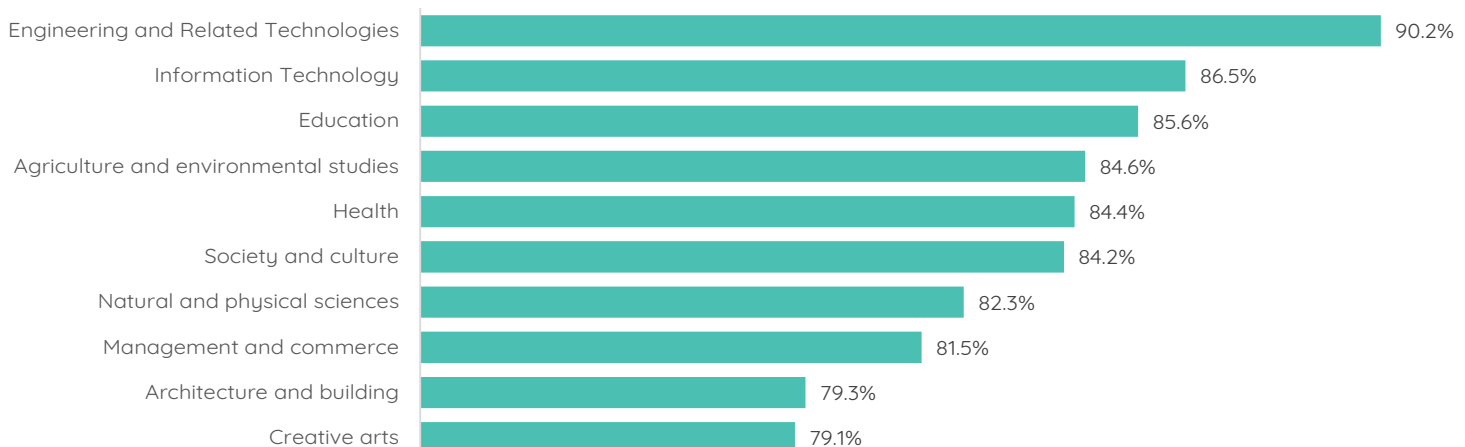


**88.2%**

Collaborative  
skills



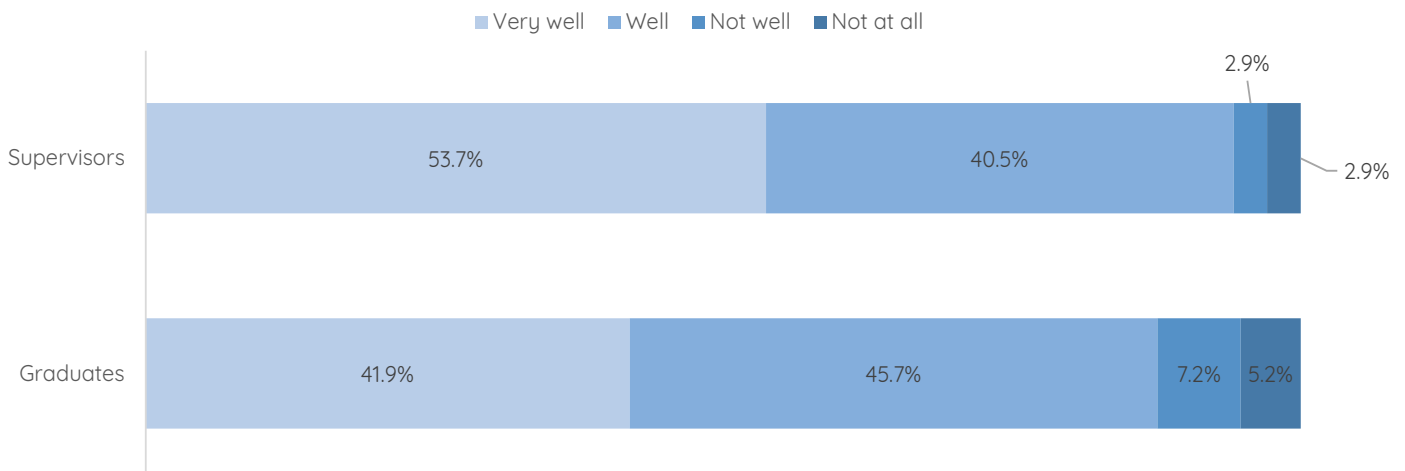
### Employer satisfaction by broad field of education, 2022



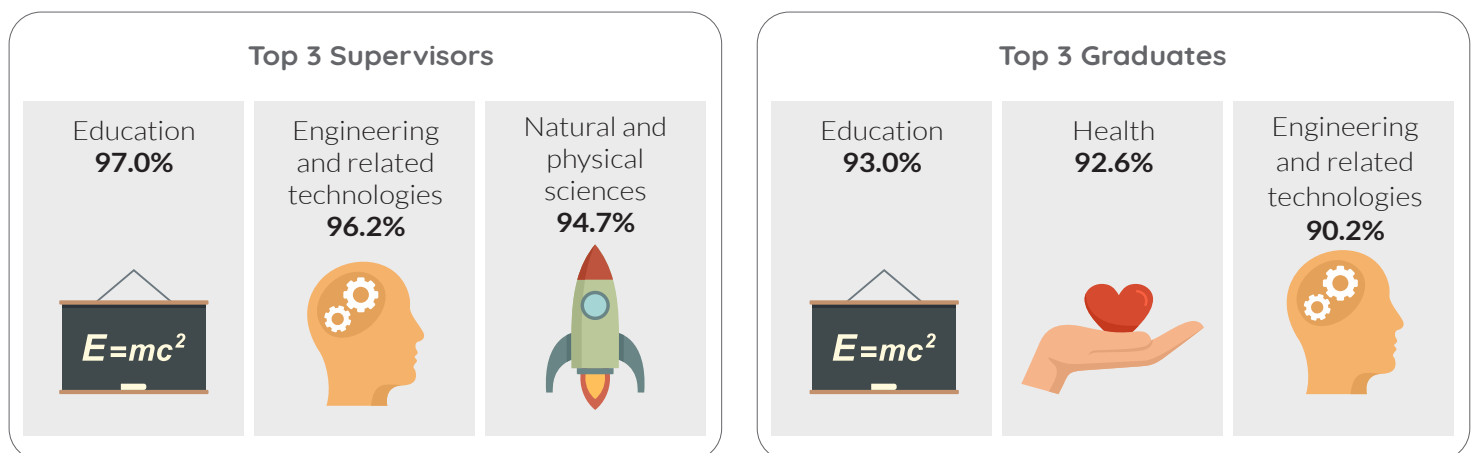
## Skills relevance and utilisation

Overall, graduates and supervisors thought the qualification prepared the graduate well or very well for their current employment. Supervisors tend to rate the preparedness of their graduate employees more highly than the graduate rates themselves, 94.2 per cent and 87.6 per cent respectively.

### Extent to which qualification prepared graduate for current employment, 2022



### Extent to which qualification prepared graduate 'well' or 'very well' for current employment, by broad field of education 2022



### Main ways the qualification could have better prepared the graduate for employment, 2022

